

THERMODYNAMIC STUDY OF THE CuAsSe_2 COMPOUND by EMF METHOD WITH SOLID ELECTROLYTE

Z.T. Hasanova*

Baku State University, Baku, Azerbaijan

Abstract. By using the measurements of electromotive forces (EMF) of the concentration cells of the type(-) Cu (s.) | solid electrolyte $\text{Cu}_4\text{RbCl}_3\text{I}_2$ | (Cu-As-Se) (s.) (+) in the temperature range 300–450 K, the thermodynamic properties of the CuAsSe_2 compound have been studied. From the EMF measurements data for equilibrium three-phase alloys Cu_3AsSe_4 - CuAsSe_2 - As_2Se_3 , a linear equation of the temperature dependence of the EMF is obtained, from which the partial thermodynamic functions of copper in the alloys are calculated. Based on these data and the diagram of solid-phase equilibria of the Cu-As-Se system using the corresponding thermodynamic functions of As_2Se_3 and Cu_3AsSe_4 , the standard Gibbs free energy of formation and enthalpy of formation, as well as the standard entropy of the CuAsSe_2 compound were calculated.

Keywords: copper-arsenic selenide, EMF method, thermodynamic properties, solid electrolyte.

Corresponding Author: Zivar Hasanova, Baku State University, Z.Khalilov, 23, AZ-1148, Baku, Azerbaijan, e-mail: roya707@mail.ru

Received: 11 September 2021; **Accepted:** 18 November 2021; **Published:** 7 December 2021.

1. Introduction

Three-component copper chalcogenides are among the promising functional materials of modern technology. Due to their diverse functional properties, they are considered very promising for use in cross-cut energy conversion, energy storage, sensors, and medical devices (Babanly *et al.* 1993; Coughlan *et al.*, 2017; Zeng *et al.*, 2021; Xia *et al.*, 2018; Jacyna-Onyszkiewicz *et al.*, 2003; Liu *et al.*, 2020; Embden *et al.*, 2020). Some of them are superionic conductors with high conductivity for Cu^+ cations and are considered promising for use as ion-selective electrodes, solid electrolytes, etc. (Lin *et al.*, 2015; Sunandana, 2015).

The Cu-As-Se system is of increased interest due to the fact that both crystalline and glassy phases possess practically important functional properties (Babanly *et al.* 1993; Popesku, 2001; Xin *et al.*, 2008).

The results of studies on phase equilibria in the Cu-As-Se system and the properties of its intermediate ternary phases, carried out before the early 90s of the last century, are summarized in Babanly *et al.* (1993); Tedenac, (1994). A somewhat later published work Cohen *et al.* (1995) presents new data on phase equilibria in this system, which differs from those previously published. In particular, of the ternary compounds Cu_3AsSe_4 , CuAsSe_2 , Cu_3AsSe_3 , $\text{Cu}_6\text{As}_4\text{Se}_9$, described in the literature, only the first two are reflected in the phase diagram constructed by the authors Cohen *et al.* (1995). Unfortunately, in Cohen *et al.* (1995) there are no references to previously works and, therefore, there is no comparative analysis of previously published data. A comparison of the available literature data shows that, despite the knowledge of a number of

polythermal sections, a reliable picture of phase equilibria in the Cu-As-Se system has not yet been obtained.

Considering the above, we have undertaken a new detailed study of phase equilibria in the Cu-As-Se system and the thermodynamic properties of copper-arsenic selenides. In Mashadiyeva *et al.* (2017), the data on phase equilibria in the Cu-Cu₂Se-As subsystem are presented, while in Mashadiyeva *et al.* (2017), the phase diagram of the Cu₂Se-Cu₃AsSe₄-Se subsystem and the thermodynamic functions of the Cu₃AsSe₄ compound.

The purpose of this work is a thermodynamic study of the CuAsSe₂ compound by the EMF method with a solid electrolyte.

Various modifications of the EMF method with liquid (Morachevsky *et al.*, 2003; Babanly *et al.*, 2019; Imamaliyeva *et al.*, 2020; Imamaliyeva, 2021; Vasiliev *et al.*, 2019), solid (Morachevsky *et al.*, 2003; Moroz *et al.*, 2018; Mammadli *et al.*, 2021; Alverdiev *et al.*, 2018) and ionic liquid (Aliiev *et al.*, 2018; Imamaliyeva *et al.*, 2019) are widely used for the thermodynamic study of semiconductor chalcogenides.

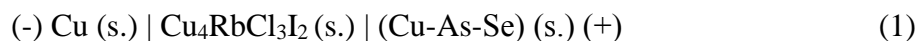
2. Experimental part

Despite the fact that a reliable picture of phase equilibria in the Cu-As-Se system has not yet been obtained, the data on phase equilibria in the region of compositions rich in selenium are beyond doubt. According to these data, the sections Cu₃AsSe₄-CuAsSe₂(As₂Se₃) and CuAsSe₂-As₂Se₃ are quasi-binary and belong to the eutectic type. This means that the system contains an elementary triangle Cu₃AsSe₄-CuAsSe₂-As₂Se₃. For the thermodynamic study of the CuAsSe₂ compound, we used equilibrium alloys from the indicated three-phase region.

Samples from the Cu₃AsSe₄-CuAsSe₂-As₂Se₃ phase region were prepared by fusing high-purity elementary components (copper, CAS №7440-50-8; arsenic №7440-38-2; selenium, № 7782-49-2) in evacuated quartz ampoules. Two samples weighing 1 g with several compositions were synthesized. Taking into account the tendency of alloys to glass formation (Popescu, 2001), after alloying, they were subjected to prolonged (up to 1500 h) thermal annealing at 450 K.

The phase compositions of the annealed alloys were determined by XRD (diffractometer Bruker D8 ADVANCE, CuK α - radiation). Fig. 1 shows a powder diffractogram of the samples from investigated area. As can be seen, this alloy consists of a three-phase mixture Cu₃AsSe₄-CuAsSe₂-As₂Se₃ and its crystallinity degree is quite high.

For thermodynamic studies, concentration cells of the



type were assembled.

The compound Cu₄RbCl₃I₂, used as a solid electrolyte in the cells of type (1), was synthesized by melting of stoichiometric amounts of chemically pure, anhydrous CuCl (CAS № 7758-89-6), CuI (CAS №7681-65-4), and RbCl (CAS №7791-11-9) in an evacuated ($\sim 10^{-2}$ Pa) quartz ampoule at 900 K followed by cooling to 450 K and homogenizing annealing at this temperature for 100 h (Babanly *et al.*, 2011). From the obtained cylindrical ingot with a diameter of ~ 6 mm, tablets with a thickness of 3-4 mm were cut out, which were used in the cells of type (1) as a solid electrolyte.

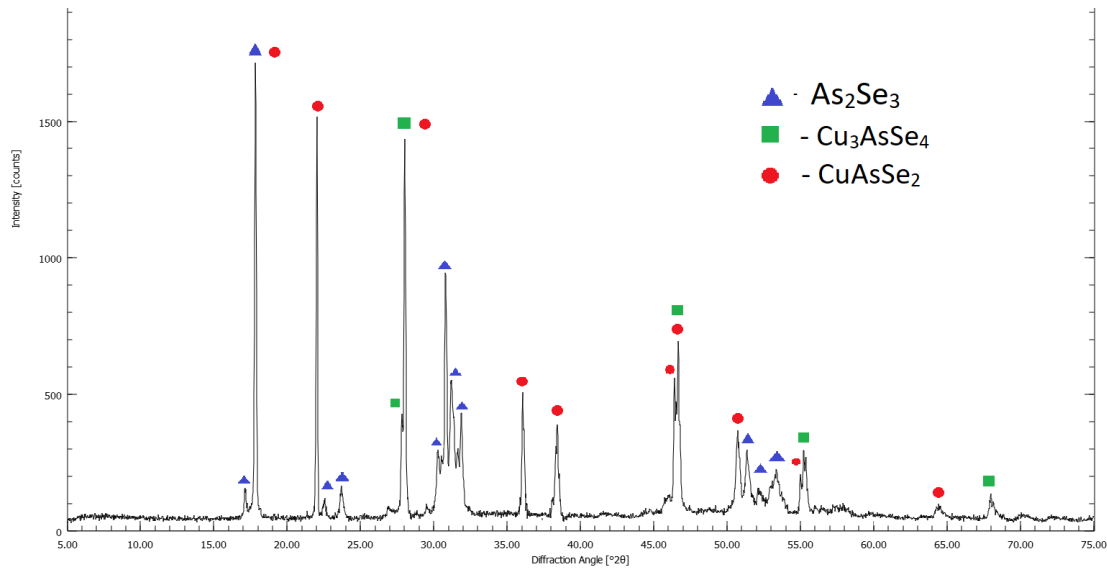


Figure 1. The powder diffractogram of the samples from the Cu_3AsSe_4 - CuAsSe_2 - As_2Se_3 three-phase area

The pre-synthesized and annealed equilibrium alloys from the Cu_3AsSe_4 - CuAsSe_2 - As_2Se_3 phase region, were used as the right electrodes of type (1) cells. The right electrodes were prepared by pressing of powdered alloys in the cylindrical tablets of ~6 mm in diameter and 3-4 mm in thickness.

The electrochemical cell described (Aliev *et al.*, 2018) was assembled, vacuumized, filled with argon, and placed in a cylindrical furnace. All contacts and leads of the cell were kept at the same temperature. The first equilibrium EMF values were obtained after holding the electrochemical cell at ~350 K for ~60 h, and the subsequent ones every 3–4 h after reaching the desired temperature. The system was considered to be in equilibrium if measured EMF values were constant or their variations were not significant (<0.5 mV) regardless of the direction of the temperature change at repeated measurements at a given temperature.

3. Results and its discussion

EMF measurements of the cells of type (1) for samples from the Cu_3AsSe_4 - CuAsSe_2 - As_2Se_3 three-phase region showed a linear character of the EMF dependence on temperature (Fig. 2). This makes it possible to use the indicated data for thermodynamic calculations (Babanly *et al.*, 2011). Taking this into account, the EMF data were processed by the least-squares method using the Microsoft Office Excel 2003 computer program. The initial experimental data and the steps of calculations are presented in Table. A linear equation is obtained, which is presented in the form

$$E = a + bT \pm t \left[\frac{S_E^2}{n} + \frac{S_E^2(T - \bar{T})^2}{\sum (T_i - \bar{T})^2} \right]^{\frac{1}{2}} \quad (2)$$

Here, a and b are coefficients, n is the number of pairs of values E (mV) and T (K); \bar{T} - average temperature (K), t is Student's test, and δ_E^2 and δ_b^2 are the variances of

individual EMF values and the constant b . Due to number of experimental points $n = 30$, and the confidence level equal to 95%, the Student's test is $t \leq 2$.

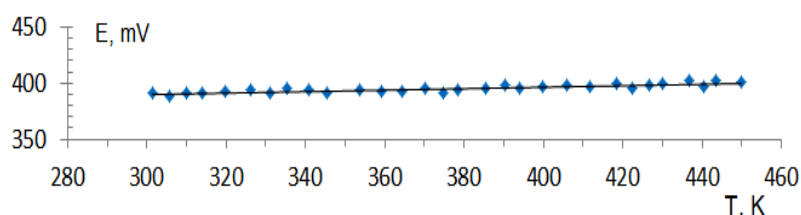


Figure 2. The EMF dependence on temperature for the alloys from the $\text{Cu}_3\text{AsSe}_4\text{-CuAsSe}_2\text{-As}_2\text{Se}_3$ three-phase area

From the equation obtained

$$E, mV = 370.73 + 0,0652T \pm 2 \left[\frac{2.43}{30} + 3.9 \cdot 10^{-5} (T - 376.2)^2 \right]^{1/2} \quad (3)$$

using the relations (Morachevsky *et al.*, 2003; Babanly *et al.*, 2011)

$$\Delta \bar{G}_{Cu} = -zFE \quad (4)$$

$$\Delta \bar{H}_{Cu} = -zF \left[E - T \left(\frac{\partial E}{\partial T} \right)_p \right] = -zFa \quad (5)$$

$$\Delta \bar{S}_{Cu} = zF \left(\frac{\partial E}{\partial T} \right)_p = zFb \quad (6)$$

the relative partial thermodynamic functions of copper in the $\text{Cu}_3\text{AsSe}_4\text{+CuAsSe}_2\text{+As}_2\text{Se}_3$ three-phase alloys were calculated:

$$\Delta \bar{G}_{Cu} = -37.65 \pm 0.05 \text{ kJ} \cdot \text{mol}^{-1};$$

$$\Delta \bar{H}_{Cu} = -35.77 \pm 0.23 \text{ kJ} \cdot \text{mol}^{-1};$$

$$\Delta \bar{S}_{Cu} = 6.29 \pm 0.61 \text{ J} \cdot \text{K}^{-1} \cdot \text{mol}^{-1}.$$

According to the phase composition of the right electrodes of the cells of type (1), the partial molar values of copper are the thermodynamic characteristics of the following potential-formation reaction (the state of all substances is crystalline):



In accordance with relation (7), the standard thermodynamic functions of formation and the standard entropy of the Cu_3AsSe_4 compound were calculated from the relations

$$\Delta_f Z^0(\text{CuAsSe}_2) = 0,4\Delta \bar{Z}_{Cu} + 0,4\Delta_f Z^0(\text{As}_2\text{Se}_3) + 0,2\Delta_f Z^0(\text{Cu}_3\text{AsSe}_4) \quad (8)$$

$$S^0(\text{CuAsSe}_2) = 0,4\Delta \bar{S}_{Cu} + 0,4S^0(\text{Cu}) + 0,4S^0(\text{As}_2\text{Se}_3) + 0,2S^0(\text{Cu}_3\text{AsSe}_4) \quad (9)$$

(Z = G, H)

and the following data were received:

$$\Delta_f G^0(298 \text{ K}) = -66.6 \pm 0.4 \text{ kJ} \cdot \text{mol}^{-1};$$

$$\Delta_f H^0(298 \text{ K}) = -67.3 \pm 2.0 \text{ kJ} \cdot \text{mol}^{-1};$$

$$S^0(298 \text{ K}) = 150.9 \pm 6.2 \text{ J} \cdot \text{K}^{-1} \cdot \text{mol}^{-1}.$$

Table. Experimentally obtained data for temperature (T_i) and EMF (E_i) and data associated with the calculation steps for the $\text{Cu}_3\text{AsSe}_4\text{-CuAsSe}_2\text{-As}_2\text{Se}_3$ three-phase region

T_i , K	E_i , mV	$T_i - \bar{T}$	$E_i(T_i - \bar{T})$	$(T_i - \bar{T})^2$	\bar{E}	$E_i - \bar{E}$	$(E_i - \bar{E})^2$
301,3	391,15	-74,90	-29298,44	5610,51	390,37	0,78	0,61
305,8	388,92	-70,40	-27381,26	4956,63	390,66	-1,74	3,03
310,1	391,83	-66,10	-25901,27	4369,65	390,94	0,89	0,79
314	390,67	-62,20	-24300,98	3869,25	391,20	-0,53	0,28
319,9	393,12	-56,30	-22133,97	3170,07	391,58	1,54	2,37
326,2	394,45	-50,00	-19723,81	2500,33	391,99	2,46	6,04
331,1	390,91	-45,10	-17631,34	2034,31	392,31	-1,40	1,96
335,3	395,28	-40,90	-16168,27	1673,08	392,58	2,70	7,27
340,8	393,36	-35,40	-13926,26	1253,40	392,94	0,42	0,17
345,4	391,72	-30,80	-12066,28	948,85	393,24	-1,52	2,32
353,6	394,19	-22,60	-8910,01	510,91	393,78	0,41	0,17
359,2	392,7	-17,00	-6677,21	289,11	394,14	-1,44	2,08
364,5	392,35	-11,70	-4591,80	136,97	394,49	-2,14	4,57
370,2	395,97	-6,00	-2377,14	36,04	394,86	1,11	1,23
374,7	391,84	-1,50	-589,07	2,26	395,15	-3,31	10,97
378,3	394,42	2,10	826,97	4,40	395,39	-0,97	0,94
385,5	395,91	9,30	3680,64	86,43	395,86	0,05	0,00
390,2	397,83	14,00	5568,29	195,91	396,16	1,67	2,78
394,1	395,25	17,90	7073,66	320,29	396,42	-1,17	1,36
399,8	397,46	23,60	9378,73	556,80	396,79	0,67	0,45
406	397,82	29,80	11853,71	887,84	397,19	0,63	0,39
411,7	396,7	35,50	14081,53	1260,01	397,56	-0,86	0,75
418,4	398,96	42,20	16834,78	1780,56	398,00	0,96	0,92
422,5	395,83	46,30	18325,61	2143,38	398,27	-2,44	5,94
426,7	398,24	50,50	20109,79	2549,91	398,54	-0,30	0,09
430,2	398,91	54,00	21539,81	2915,64	398,77	0,14	0,02
436,9	401,73	60,70	24383,67	3684,09	399,21	2,52	6,37
440,3	397,44	64,10	25474,58	4108,38	399,43	-1,99	3,95
443,6	401,78	67,40	27078,63	4542,31	399,64	2,14	4,57
449,8	400,77	73,60	29495,34	5416,47	400,05	0,72	0,52
$\bar{T} = 376,2$	$\bar{E} = 395,3$						

In the calculations, in addition to our experimental results, we used the values of the standard entropy of copper ($33.15 \pm 0.08 \text{ J} \cdot \text{K}^{-1} \cdot \text{mol}^{-1}$) [Thermal constants of substances: Database], as well as the standard integral thermodynamic functions of As_2Se_3 (Babanly *et al.*, 2017) and Cu_3AsSe_4 (Mashadieva *et al.*, 2018) obtained by the EMF method.

4. Conclusion

Using the EMF method with a Cu^+ -conducting solid electrolyte, a new set of consistent thermodynamic data for the CuAsSe_2 compound was obtained, including the partial molar Gibbs free energy of formation, the enthalpy and entropy of copper in the $\text{Cu}_3\text{AsSe}_4+\text{CuAsSe}_2+\text{As}_2\text{Se}_3$ alloys, and the corresponding standard thermodynamic formation and standard entropy.

Acknowledgments

The work has been carried out within the framework of the international joint research laboratory “Advanced Materials for Spintronics and Quantum Computing” (AMSQC) established between the Institute of Catalysis and Inorganic Chemistry of ANAS (Azerbaijan) and Donostia International Physics Center (Basque Country, Spain) and partially supported by the Science Development Foundation under the President of the Republic of Azerbaijan, a grant EIF-BGM-4-RFTF-1/2017-21/11/4-M-12.

References

- Aliev, Z.S. Musayeva, S.S., Imamaliyeva, S.Z., & Babanly, M.B. (2018). Thermodynamic study of antimony chalcogenides by EMF method with an ionic liquid. *J. Therm. Analysis and Calorimetry*, 133(2), 1115-1120.
- Alverdiev, I.J., Abbasova, V.A., Yusibov, Y.A., Tagiev, D.B., Babanly, M.B. (2018). Thermodynamic Study of Cu_2GeS_3 and $\text{Cu}_{2-x}\text{Ag}_x\text{GeS}_3$ Solid Solutions by the EMF Method with a $\text{Cu}_4\text{RbCl}_3\text{I}_2$ Solid Electrolyte. *Russ. J. Electrochem.*, 54 (2), 195-200
- Babanly, D.M., Veliyeva, G.M., Imamaliyeva, S.Z., Babanly, M.B. (2017). Thermodynamic functions of arsenic selenides. *Russ. J. Phys. Chem. A*, 91(7), 1170–1173
- Babanly, M.B., Yusibov, Y.A., & Babanly, N.B. (2011). The EMF method with solid-state electrolyte in the thermodynamic investigation of ternary copper and silver chalcogenides. *Electromotive Force and Measurement in Several Systems*. S. Kara, Ed., Intechweb. Org, 57-78.
- Babanly, M.B., Yusibov, Yu.A., Abishev, V.T. (1993). *Ternary Chalcogenides Based on Copper and Silver*. Baku State University. (in Russian)
- Babanly, M.B., Mashadiyeva, L.F., Babanly, D.M., Imamaliyeva, S.Z., Taghiyev, D.B., Yusibov, Y.A. (2019). Some aspects of complex investigation of the phase equilibria and thermodynamic properties of the ternary chalcogenid systems by the EMF method. *Russ. J. Inorg. Chem.*, 64(13), 1649-1671.
- Cohen, K., Rivet, J., Dugue, J. (1995). Description of the Cu-As-Se ternary system. *J. Alloys Compd.*, 224, 316-329.
- Coughlan, C., Ibáñez, M., Dobrozhan, O., Singh, A., Cabot, A., Ryan, K.M. (2017). Compound Copper Chalcogenide Nanocrystals. *Chem. Rev.*, 117, 5865–6109.
- Embden, J., Mendes, J.O., Jasieniak, J.J., Chesman, A.S.R., Gaspera, E.D. (2020). Solution-Processed CuSbS_2 Thin Films and Superstrate Solar Cells with $\text{CdS}/\text{In}_2\text{S}_3$ Buffer Layers. *ACS Appl. Energy Mater.*, 3(8), 7885-7895.
- Xia, Z., Fang, H., Zhang, X., Molokeyev, M.S., Gautier, R., Yan, Q., Wei, S-H., Poepfelmeier, K.R. (2018). CsCu_5Se_3 : A Copper-Rich Ternary Chalcogenide Semiconductor with Nearly Direct Band Gap for Photovoltaic Application. *Chem. Mater.*, 30(3), 1121–1126.
- Xin, S., Liu, J. Salmon, P. (2008). Structure of Cu–As–Se glasses investigated by neutron diffraction with copper isotope substitution. *Phys.Rev.B.*, 78(6), 064207-064207-4.
- Imamaliyeva, S.Z. (2021). Thermodynamic properties of the GdTe_3 compound. *Phys. Chem. Solid State*, 22(2), 420-425.
- Imamaliyeva, S.Z., Mekhdiyeva, I.F., Babanly, D.M., Zlomanov, V.P., Tagiyev, D.B., Babanly,

- M.B. (2020). Solid-Phase Equilibria in the Tl₂Te–Tl₂Te₃–TlErTe₂ System and the Thermodynamic Properties of the Tl₉ErTe₆ and TlErTe₂ Compounds. *Russ. J. Inorg. Chem.*, 65(11), 1762-1769.
- Imamaliyeva, S.Z., Musayeva, S.S., Babanly, D.M., Jafarov, Y.I., Tagiyev, D.B., Babanly, M.B. (2019). Determination of the thermodynamic functions of bismuth chalcogenides by EMF method with morpholiniumformate as electrolyte. *Thermochim. Acta*, 679, 1783-19.
- Jacyna-Onyszkiewicz, I., Sidowski, M., Starodub, V., Robaszkiewicz, S. (2003). Phase transitions and transport properties of complex copper chalcogenides. *Phys. Status Solidi (a)*, 196(1), 271-274.
- Lin, Y., Lin, S., Fang, D., Su Y. (2015). Enhancing grain boundary ionic conductivity in mixed ionic–electronic conductors. *Nat. Comm.*, 6, 6824.
- Liu, M., Lai, C.-Y., Zhang, M., Radu, D.R. (2020). Cascade synthesis and optoelectronic applications of intermediate bandgap Cu₃VSe₄ nanosheets. *Sci. Rep.*, 10, 21679.
- Mammadli, P., Mashadiyeva, L.F., Hasanova, Z.S., Babanly, D. M. (2021). Thermodynamic study of a synthetic analog of the famatinite mineral - Cu₃SbS₄. *Phys. Chem. Solid State*, 22(1), 53-58.
- Mashadiyeva, L.F., Gasanova, Z.T., Yusibov, Yu.A., Babanly, M.B. (2018). Phase Equilibria in the Cu₂Se–Cu₃AsSe₄–Se System and Thermodynamic Properties of Cu₃AsSe₄. *Inorg. Mater.*, 54(1), 8–16.
- Mashadiyeva, L.F., Gasanova, Z.T., Yusibov, Yu.A., Babanly, M.B. (2017). Phase Equilibria in the Cu–Cu₂Se–As System. *Russ. J. Inorg. Chem.*, 62(5), 598–603.
- Morachevsky, A.G., Voronin, G.F., Geyderich, V.A., Kutsenok, I.B. (2003). Electrochemical methods of investigation in thermodynamics of metal systems. *Akademkniga Publishing*, 334.
- Moroz, M., Tesfaye, F., Demchenko, P., Prokhorenko, M., Lindberg, D. (2018). Phase equilibria and thermodynamics of selected compounds in the Ag–Fe–Sn–S system. *J. Electr. Mater.*, 47 (9), 5433-5442.
- Popesku, M.A. (2001). *Non-crystalline Chalcogenides*. Springer. 378.
- Sunandana, C.S. (2015). *Introduction to Solid State Ionics: Phenomenology and Applications*. CRC Press, 529 p.
- Tédenac, J-C. (1994). *Arsenic-Copper-Selenium. Ternary Alloys*. VCH 10.129–134.
- Thermal constants of substances: Database. Version 2, 2006. <http://www.chem.msu.ru/cgi-bin/tkv.pl?show=welcome.html/welcome.html>
- Vassiliev, V.P., Lysenko, V., & Bros, J. (2019). Thermodynamic study of the Ag–In–Sn system by the EMF method. *J. Alloy. Compd.*, 790, 370-376.
- Zeng, Y., Joo, P.H., Yang, K., Tao, A.R. (2021). Computation-Motivated Design of Ternary Plasmonic Copper Chalcogenide Nanocrystals. *Chem. Mater.*, 33(1), 117–125.